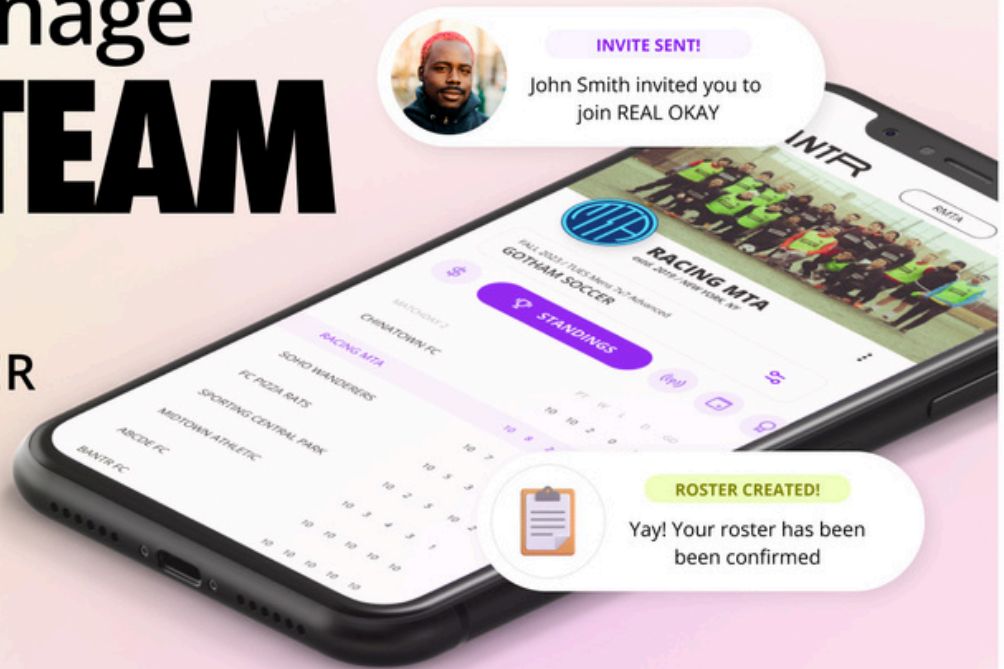


# How To Manage **YOUR TEAM**

1. INVITE PLAYERS
2. CREATE A ROSTER



## 1. INVITE **PLAYERS**

To email an invite link,  
click '**INVITE PLAYER**' in  
the club members list.



visit [BantrSports.com/login](https://BantrSports.com/login)

## 2. Create A ROSTER

You can build a roster from the invited players.

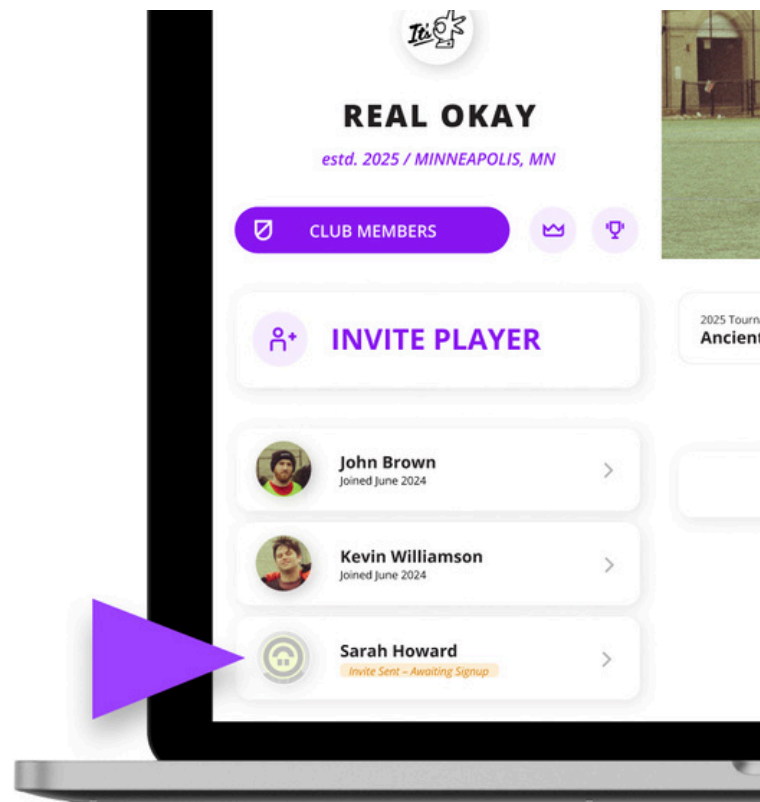


## WE'LL HOLD THEIR SPOT

Player hasn't joined yet?  
We'll hold their spot until  
they create an account.



*Use it to create your roster!*

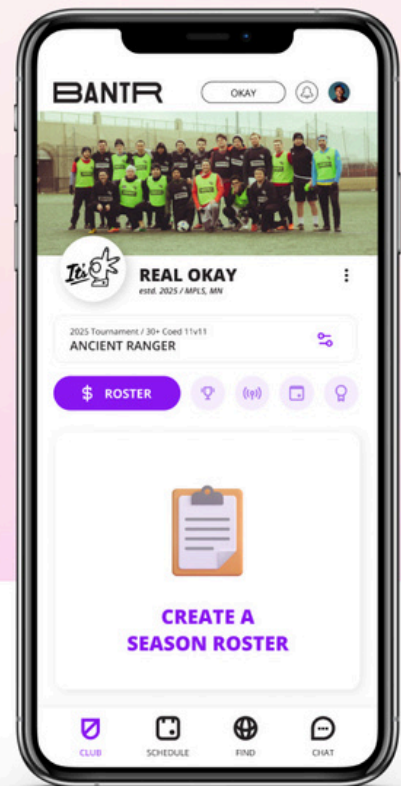


# STILL NEED HELP? WE GOT YOU

*Reach out for assistance  
with your team.*



info@mnsoccergroup.com



## ALTERNATIVE OPTION

### Team Roster SUBMISSION

**Step 1:** Create a spreadsheet with your team's player details

- Full Name, Email, Phone #,  
& Date of Birth

**Step 2:** Email with the subject line:

"ART Roster – [Your Team Name]"



info@mnsoccergroup.com

### Spreadsheet

1	Player Name	DOB	Phone #	Email
2	Player Name	DOB	Phone #	Email
3	Player Name	DOB	Phone #	Email
4	Player Name	DOB	Phone #	Email